



The Electro SpeedBlade Wide waist-high turnstile is fundamentally the same as our standard SpeedBlade model, however it incorporates clever telescopic extended wings for applications where wider access is required.

The Electro SpeedBlade Wide has a passage width of 900mm so it provides an ideal solution for DDA wheel chair access as well as equipment such as cleaning machines, trolleys etc.

The Electro SpeedBlade Wide can be configured in a row with standard width SpeedBlade turnstiles as both of these models share the same aesthetics and cabinet footprint.

The Electro SpeedBlade Wide can operate in normally closed and normally open mode. The turnstile is controlled manually or by a control system. The SpeedBlade wings are opened/closed in 0.8 seconds providing a high traffic flow capacity of up to 30 persons per minute without safety inhibition.

Different top cover options are available to assist in incorporating the turnstile design into its surrounding area and these include; Stainless Steel (standard), Glass, Wood and Polystone.

Controlled by

- Access control system
- Manual control

When power goes OFF both directions are free.

Electrical Specifications

- Voltage:
 - from the AC (100–240) V, 50/60 Hz
 - from a DC source 12 V
- Maximum power consumption:
155 W per pass;

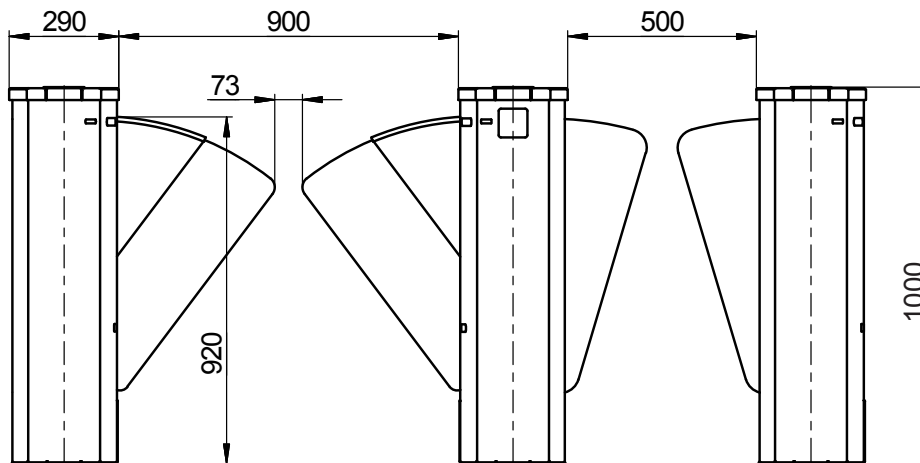
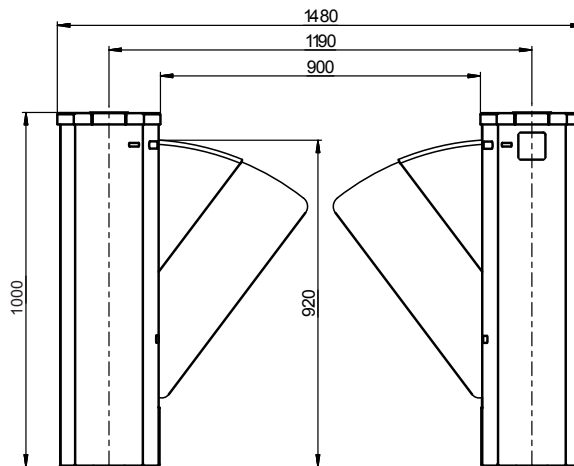
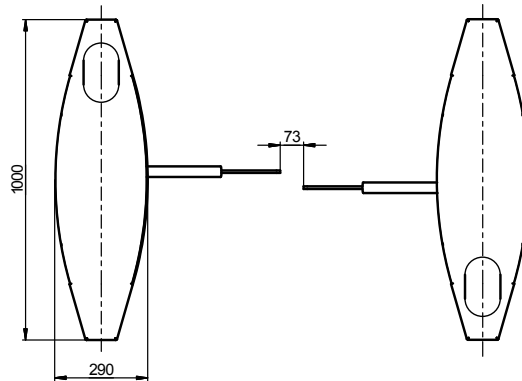
Technical Specifications

 **30**
pers/min
CROSSING CAPACITY

 **0,8**
sec
OPENING/CLOSING

 **900**
mm
PASSAGE WIDTH

Width Single pass - 1480 mm
Length 1000 mm
Height 1000 mm
Weight (no more than) 222 kg



Electro Automation (NI) Ltd

Unit 21 Crescent Business Park, Enterprise Crescent, Lisburn, BT28 2GN

T: 028 9266 4583 F: 028 9266 3700 E: info@electroautomation.co.uk

www.electroautomation.co.uk

Branches at Lisburn, Dublin, Surrey and Germany